

SURFBOARDS®



THE BREADBOARDING MEDIUM FOR SURFACE MOUNT™

APPLICATION SPECIFIC ADAPTERS

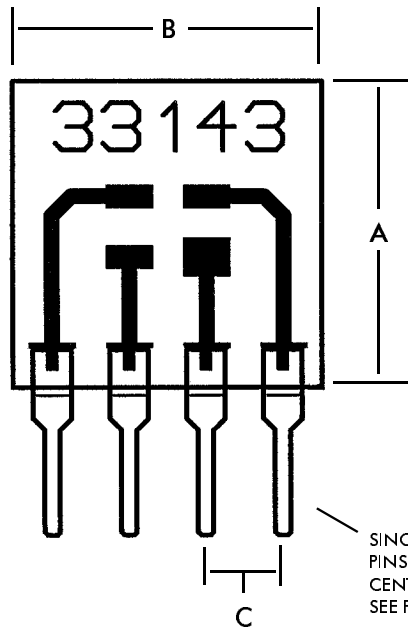
IDS33143 3-9-99

MODEL **33143**

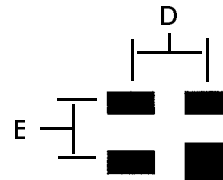
FOR **SOT-143**
SURFACE MOUNT DEVICE

FOR PROTOTYPING, DEVICE
EVALUATION OR TEST, SURFACE
MOUNT TO THROUGH HOLE
CONVERSION.

PINS ON .100 in. CENTERS PROVIDE
COMPATIBILITY WITH BREADBOARDS
AND SOCKETS



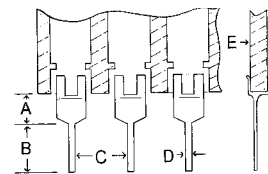
SINGLE-IN-LINE (SIP)
PINS ON .1 in
CENTERS.
SEE PIN SPECS.



4 LEAD
DEVICE
FOOTPRINT

FIG.	INCHES	MM
A	.400	10.16
B	.400	10.16
C	.100	2.54
D	.100	2.54
E	.078	1.99

PIN SPECIFICATIONS / TOLERANCES



In Inches
A = .062 ± .006
B = .130 ± .010
C = .100 ± .005
D = .020 ± .004
E = .031 ± .005

BOARD SPECIFICATIONS

BOARD MATERIAL: .031 ± .005 in. Thick G-10 FR-4
Glass Epoxy or equivalent.

CIRCUITS: 1oz Copper with solder coated pads.

TOLERANCES: Given in inches
Board Size ± .020 / OAL ± .040
Circuit pattern/position ± .005

Copyright 1997, 1999 by Capital Advanced Technologies, Inc. All rights reserved. Surfboards are a registered trademark of Capital Advanced technologies, Inc. All other trademarks or registered trademarks are property of their respective owners. Availability, specifications, and prices are subject to change without notice. All information given is believed to be accurate but is not guaranteed. The user of information given or products represented by such information is responsible for determining the suitability of said information or products for a given purpose.

CAPITAL ADVANCED TECHNOLOGIES, INC.

CAROL STREAM, ILLINOIS . USA.

PHONE 630-690-1696 WWW.CapitalAdvanced.Com FAX-ON-DEMAND 630-690-2865